

IMMEDIATE ACTION



**SEE, SMELL OR HEAR
A CRIME SCENE?**



STOP
WHERE YOU ARE



LOOK
FOR ANIMAL AND HUMAN INDICATORS

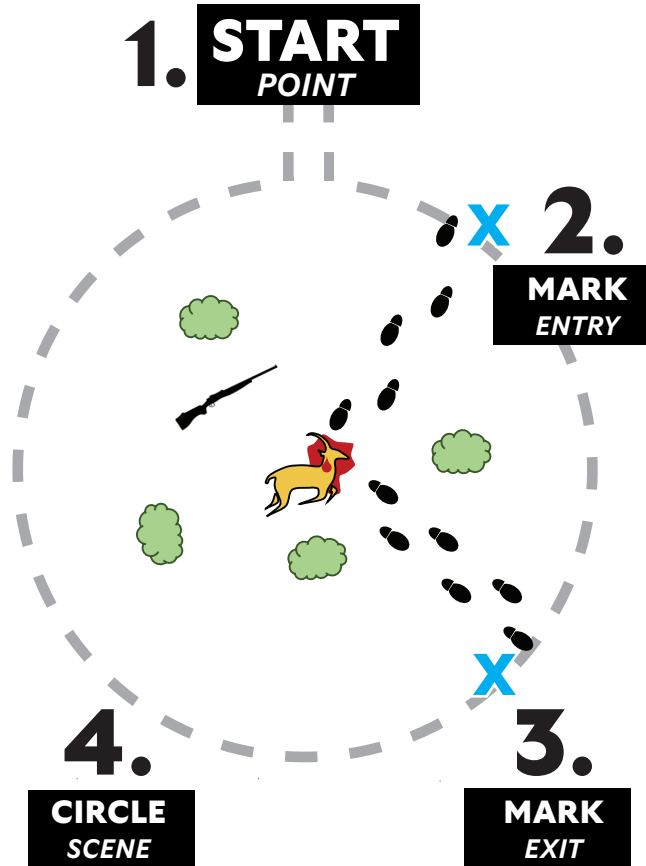


LISTEN
FOR UNUSUAL OR ABSENCE OF SOUNDS




SMELL
FOR HUMAN AND UNNATURAL SMELLS

1. CIRCLE



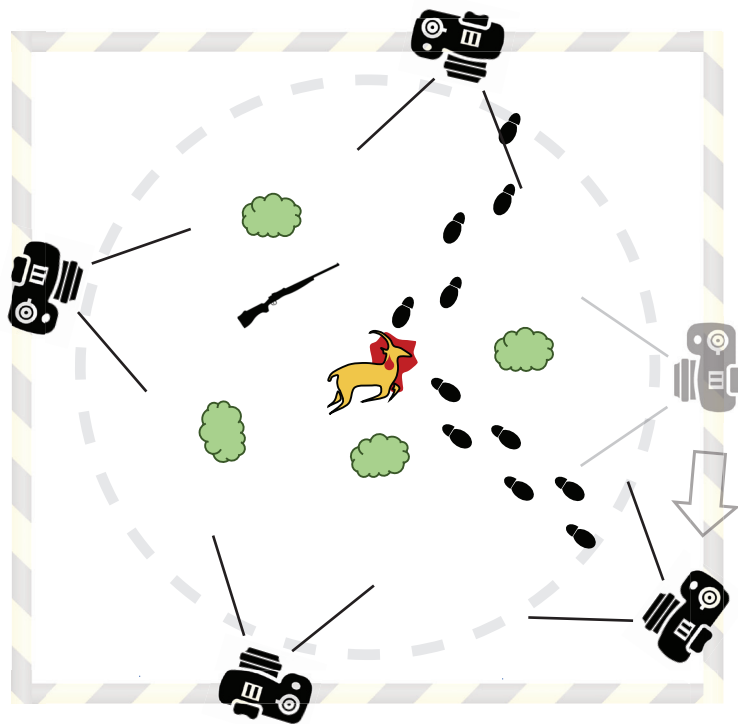
2. PROTECT

SET PERIMETER
USE TAPE, IMPROVISED MARKERS,
OR PERSONNEL



3. RECORD

PHOTOGRAPH SCENE
FROM ALL SIDES OF THE PERIMETER



4. REPORT



5WH

**WHO
WHAT
WHERE
WHEN
WHY
HOW**



WILDLIFE CRIME SCENE

**IMMEDIATE RESPONSE
ALL PERSONNEL**

PLEASE READ BEFORE USE

*This field aide-memoire is intended for all field personnel that may find a wildlife crime scene.
This is a non-tactical guide.*

*Do **NOT** touch or handle any evidence unless you are a mandated crime scene investigator.*

This field aide-memoire is intended as a quick reference to reinforce training and not as a standalone product.

SPONSORED BY:

